


You can add sound to a symbol.

Click the symbol you want to add the sound to.

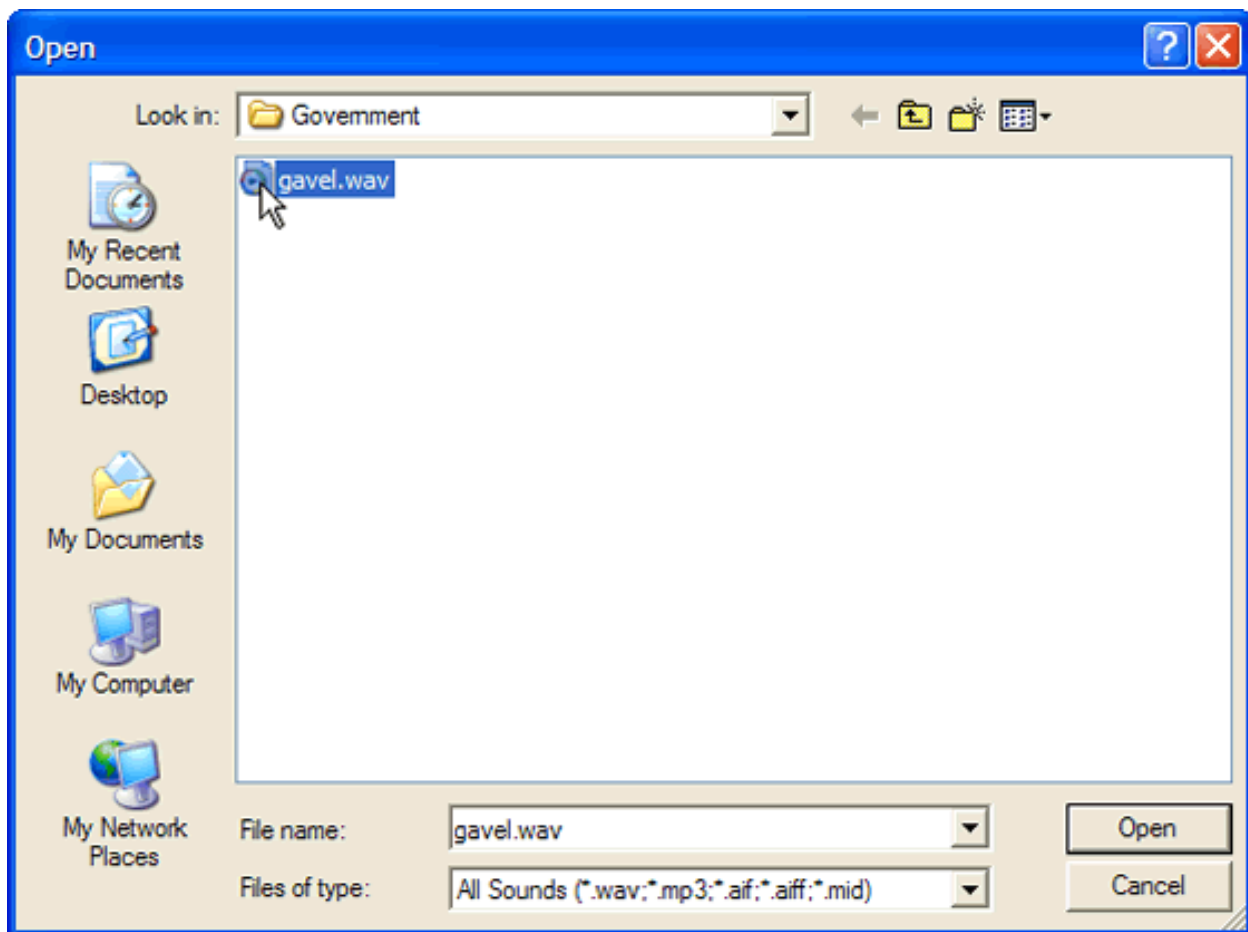


Go to the Tools menu, choose Insert Video and Sound, and select Sound File.

You will see the Open dialog.

Use the Look in pull-down menu to find the sound you want to use.

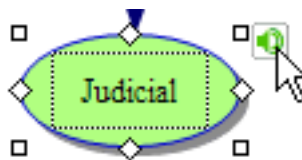
Click the sound file to select it.



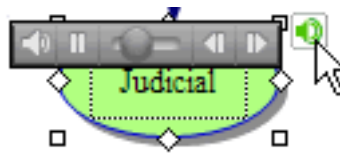
Click the Open button.

You will see a Sound Quick Control next to the symbol.

Click the Sound Quick Control to hear the sound.



Click the Sound Quick Control again to close the recorded sound.



© 2007. All Rights Reserved. This Material is copyrighted under United States copyright laws. Tech4Learning, Inc. is the exclusive owner of the copyright. Distribution of this material is governed by the Terms and Conditions of your license for the Recipes4Success. Unlicensed distribution is strictly forbidden.